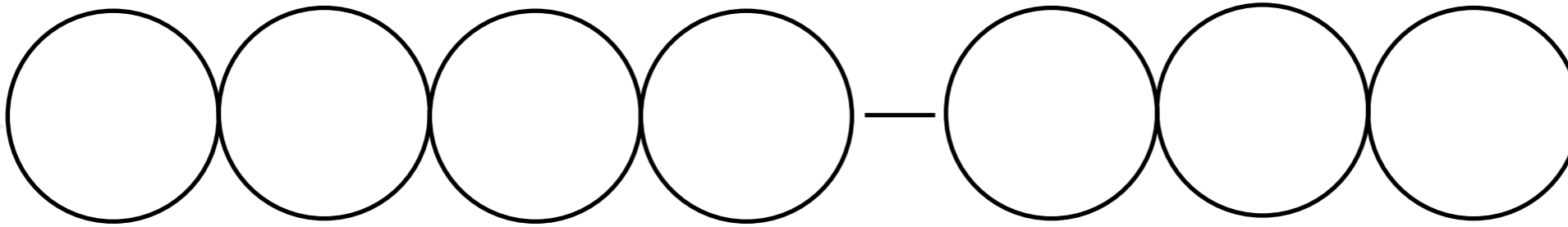


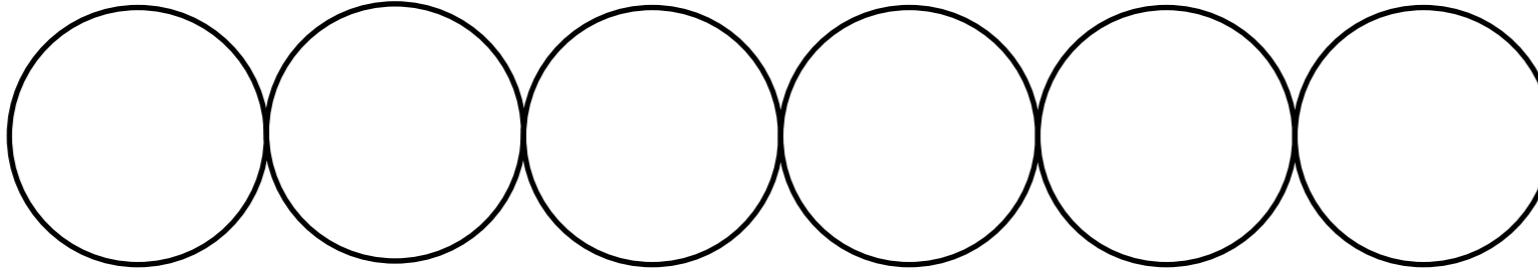
Roslagsvatten



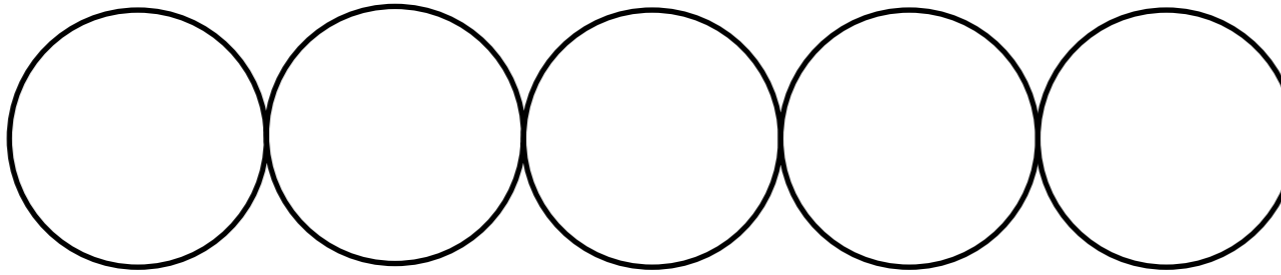
AQUA-LIV



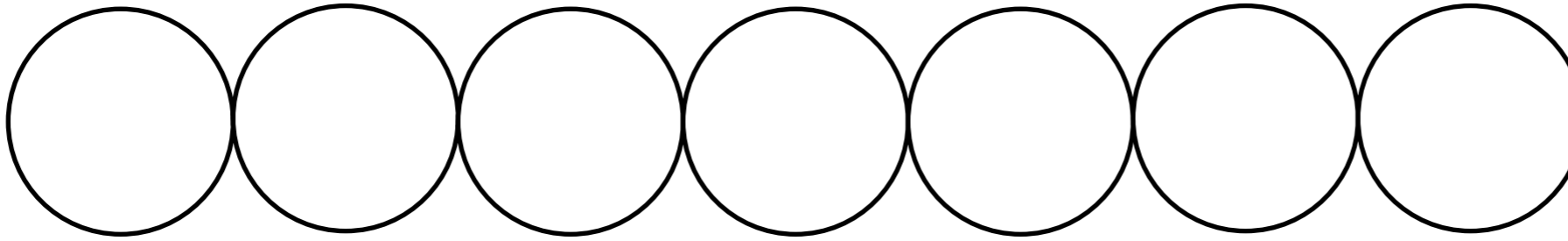
BATTEO



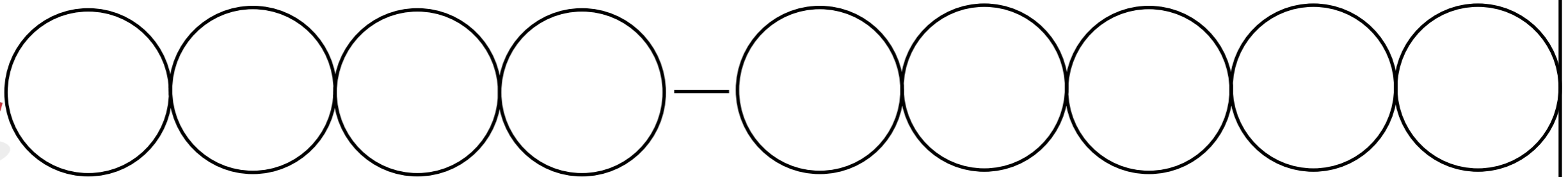
FARAO



FLAMMAN



GLAS-KLARA



Bokstavsträning med Sopsamlarmonstren

Glöm inte att skriva ut i A3 då passar det med vanliga mjölkförpackningskorkar.

1. Skriv ut mallen på A3 papper, gärna i färg.
2. Klipp ut de olika monstremallarna och laminera vid behov.
3. Samla mjölkförpackningskorkar och skriv bokstäver med tuschpenna.



Roslagsvatten



GLASMO

Six empty circles arranged in a horizontal row for recycling information.



KLÄDIA

Six empty circles arranged in a horizontal row for recycling information.




KOMPOSTINA

Ten empty circles arranged in a horizontal row for recycling information.



LYSIEN

Six empty circles arranged in a horizontal row for recycling information.



METALLIS

Seven empty circles arranged in a horizontal row for recycling information.



NOVA-KRAS

Eight empty circles in a row for writing.



PANTILLA

Eight empty circles in a row for writing.



PLASTIS

Seven empty circles in a row for writing.




PAPPIS

Six empty circles in a row for writing.



PRASSEL

Seven empty circles in a row for writing.



Roslagsvatten



Roslagsvatten



STUBBEN

Seven empty circles for coloring.



STÖTIS

Six empty circles for coloring.



TOWALETT

Eight empty circles for coloring.



WELLMER

Seven empty circles for coloring.



ÅTERANDY

Eight empty circles for coloring.